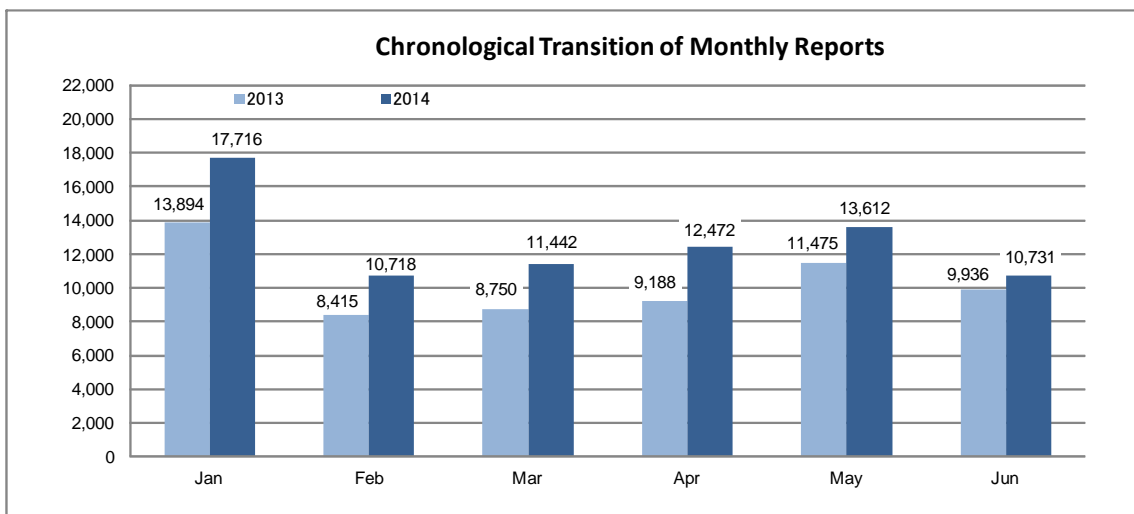
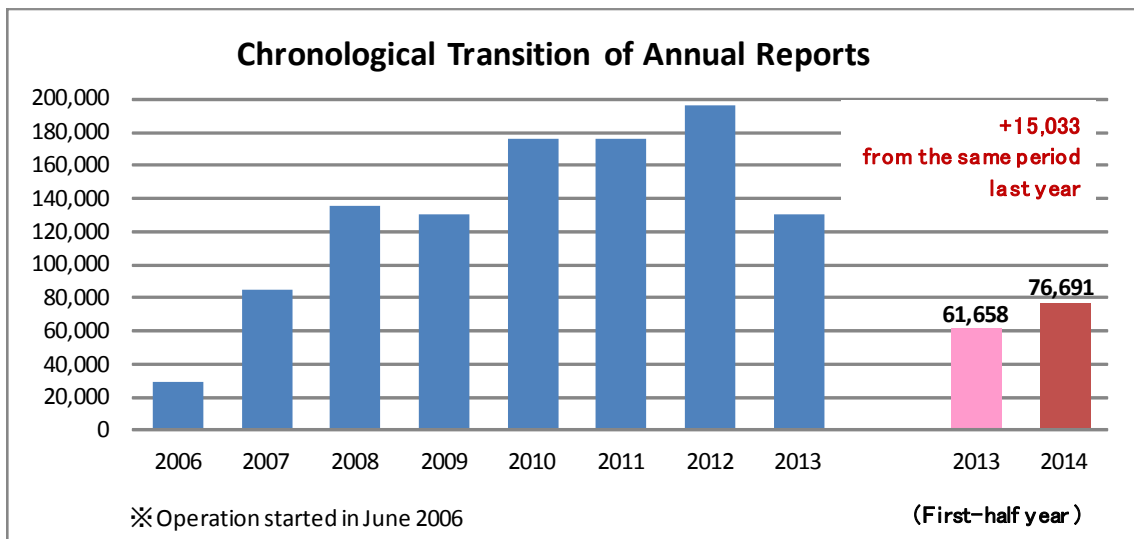


**2014 first-half year statistics**

Internet Hotline Center (IHC) Japan which is run by the Internet Association Japan has been in operation since June 2006 as part of a project under contract from the National Police Agency. Since then, we have been receiving reports from Internet users regarding illegal and/or harmful content which may be considered as offensive to the general public. When the information is found to be illegal, we would notify the National Police Agency and then would request the content owner and/or service provider to remove the illegal and/or harmful information. Following are the statistics for the first half of the year 2014.

**1 Total Number of Reports Received・・・76,691**

We have received 76,691 reports from January to June in 2014.



## 2 Analysis of Reports

All reports submitted to us are analyzed and categorized based on the "[Operational Guideline](#)."

Following is the outcome of the analysis.

### 2-1 Illegal Information... Total of 17,992 cases

Analysis of the 76,691 reports received resulted in 79,104 cases recognized. Of those, 17,992 cases comprising 22.7% (+3,978 compared to the same period of the previous year) were judged as illegal information. Of those in turn, 54.4% were overseas cases\*.

Illegal Information	Total Number of Reports		
	Domestic	Overseas	Total
Display of obscenity electromagnetic record recording medium	6,112	8,828	14,940
Publicly displaying child sexual abuse image	783	669	1,452
Advertisement in violation of prostitution prevention law	73	20	93
Enticement in violation of dating site regulation law	510	7	517
Publicly inciting or soliciting others to abuse controlled substances	40	19	59
Advertisement on controlled substances	281	94	375
Enticement of business accounts business	165	78	243
Enticement of anonymous rental or transfer of mobile phone without notice	33	29	62
Act of illegally requesting input of identification codes	199	51	250
Act of promoting illegal access	0	1	1
<b>Total</b>	<b>8,196</b>	<b>9,796</b>	<b>17,992</b>

\* "Overseas cases" refers to cases where the site-administrator of the reported information is unknown or resides in a foreign country, and the information is stored on an overseas server.

\* The total number of received reports and the analysis result total number of cases are not in agreement since two or more illegal information and/or harmful materials may be contained in the report.

**2-2 Harmful Information... Total of 2,180 reports**

2,180 cases (equal to 2.8% of total analysis result, +346 from the same period last year) were judged as harmful information, of which 80.3% were overseas cases.

Harmful information	Total Number of Reports		
	Domestic	Overseas	Total
Information which directly and explicitly contracts, mediates or invites for illegal conduct	197	1,693	1,890
Information which is difficult to judge as illegal but seems to be illegal	203	57	260
Information related to suicide invitation to other	29	1	30
<b>Total</b>	<b>429</b>	<b>1,751</b>	<b>2,180</b>

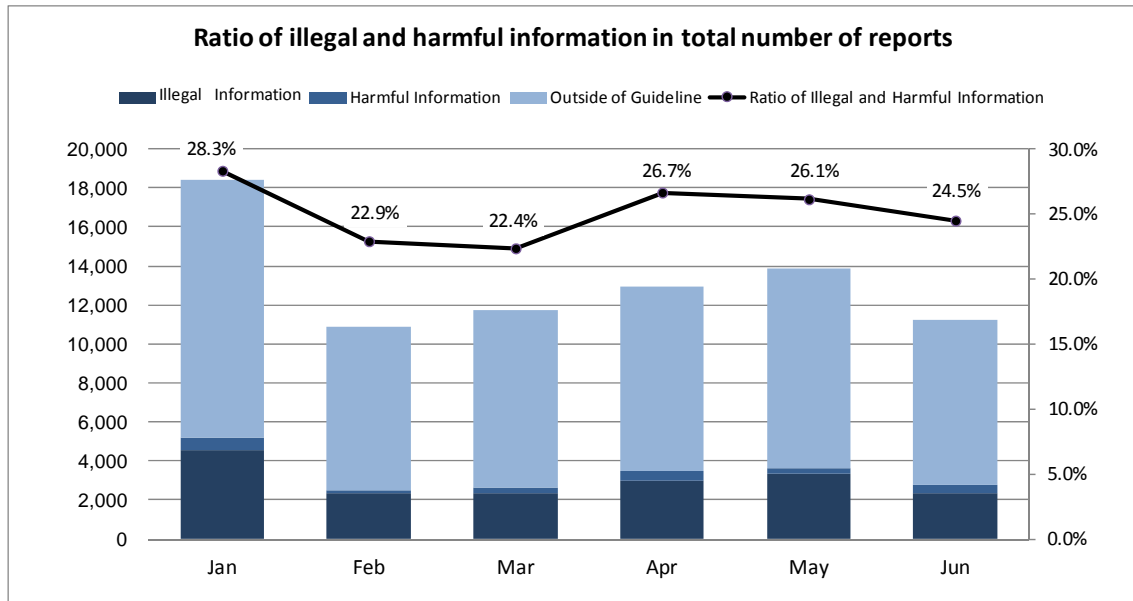
**2-3 Beyond scope of the guideline... Total of 58,932 cases**

58,932 cases (equal to 74.5% of total analysis result, +11,620 from the same period last year) were beyond scope based on the operational guideline. 4,892 cases out of the 58,932 beyond scope were forwarded to organizations relevant to the protection of human life and/or prevention of crime.

Beyond scope of the guideline	Total Number of Reports
Defamation, Slander	1,173
Notice of murder, notice of explosion	1,355
Infringement of intellectual properties	4,675
Information inappropriate for children	21,618
Other	30,111
<b>Total</b>	<b>58,932</b>

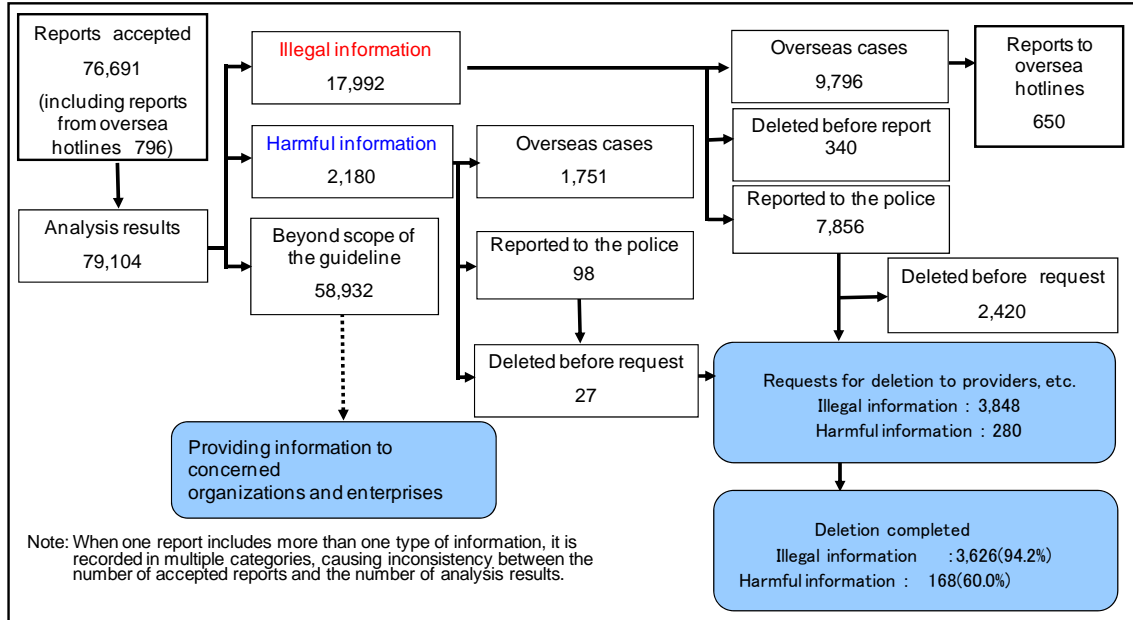
## 2-4 Total Number of Illegal and Harmful Information

The graph below shows the trend over time of information considered as illegal and harmful as a result of analysis based on our guideline.



## 3 Procedure Status

Procedure status of the first half of the year 2014 is as shown below.



\* IHC is limited to send notice on illegal and/or harmful information only on “domestic cases (the site-administrator of the reported information resides in Japan or the information is stored on a domestic server).”

### 3-1 Illegal Information

8,196 cases out of the 17,992 judged as illegal information were hosted in Japan. Of those, 7,856 cases were reported to the National Police Agency (this excludes those that were deleted before the reporting). For 3,848 cases, requests for removal were sent to the relevant ISPs and as a result, 3,626 cases (94.2%) were removed.

Illegal Information	Result of procedure		
	Police	ISP	Removal completed
Display of obscenity electromagnetic record recording medium	5,937	2,977	2,944
Publicly displaying child sexual abuse image	691	203	198
Advertisement in violation of prostitution prevention law	72	47	44
Enticement in violation of dating site regulation law	510	232	229
Publicly inciting or soliciting others to abuse controlled substances	40	24	13
Advertisement on controlled substances	274	204	92
Enticement of business accounts business	159	131	77
Enticement of anonymous rental or transfer of mobile phone without notice	32	22	21
Act of illegally requesting input of identification codes	141	8	8
Act of promoting illegal access	0	0	0
<b>Total</b>	<b>7,856</b>	<b>3,848</b>	<b>3,626</b>

### 3-2 Harmful Information

429 cases out of the 2,180 judged as harmful information were hosted in Japan. Of those, 98 cases were reported to the National Police Agency. For 280 cases (excluding those removed before the requesting), requests for removal were sent to the relevant ISPs, and as a result, 168 cases (60.0%) were removed.

Harmful information	Result of procedure		
	Police	ISP	Removal completed
Information which directly and explicitly contracts, mediates or invites illegal conduct	61	113	72
Information which is difficult to judge as illegal but seems to be illegal	37	139	83
Information related to suicide invitation to other	0	28	13
<b>Total</b>	<b>98</b>	<b>280</b>	<b>168</b>

#### 4 International Partnership with the INHOPE Network

Since March 2007, the IHC has been a full member of INHOPE which is an international network of the Internet Hotlines. We have been tackling illegal information in cooperation with hotlines of other countries that have joined INHOPE. In the first half of the year 2014, we reported 650 cases to overseas hotlines and received 796 cases from hotlines and acted upon them promptly.

##### 4-1 Total number of reports sent to Overseas Hotlines

	Jan	Feb	Mar	Apr	May	Jun	Total
Publicly displaying child sexual abuse image	156	56	182	48	120	88	<b>650</b>

##### 4-1-1 Number of reports sent to Overseas Hotlines (by country)

Country Name	Total
United States of America	460
Netherlands	57
Russia	50
France	30
Canada	21
Korea	15
Taiwan	5
Germany	5
Ireland	2
Thailand	1
Luxembourg	1
Czech Republic	1
Spain	1
Australia	1
<b>Total</b>	<b>650</b>

##### 4-2 Total number of reports received from Overseas Hotlines

	Jan	Feb	Mar	Apr	May	Jun	Total
Received Reports	148	143	139	115	101	150	<b>796</b>

#### 4-2-1 Analysis of Reports

Illegal Information	Jan	Feb	Mar	Apr	May	Jun	Total
Display of obscenity electromagnetic record recording medium	32	33	41	42	22	50	220
Publicly displaying child sexual abuse image	65	67	68	64	47	74	385
<b>Total</b>	<b>97</b>	<b>100</b>	<b>109</b>	<b>106</b>	<b>69</b>	<b>124</b>	<b>605</b>

#### 4-2-2 Number of reports received from Overseas Hotlines (by country)

Country Name	Total
Australia	318
United Kingdom	133
Canada	83
United States of America	73
Spain	44
Germany	31
Finland	23
Austria	16
Netherlands	13
Russia	10
Taiwan	9
Poland	9
Denmark	9
France	8
Czech Republic	4
Hungary	3
Latvia	2
Italy	2
Ireland	2
Estonia	1
South Africa	1
Turkey	1
Slovenia	1
<b>Total</b>	<b>796</b>