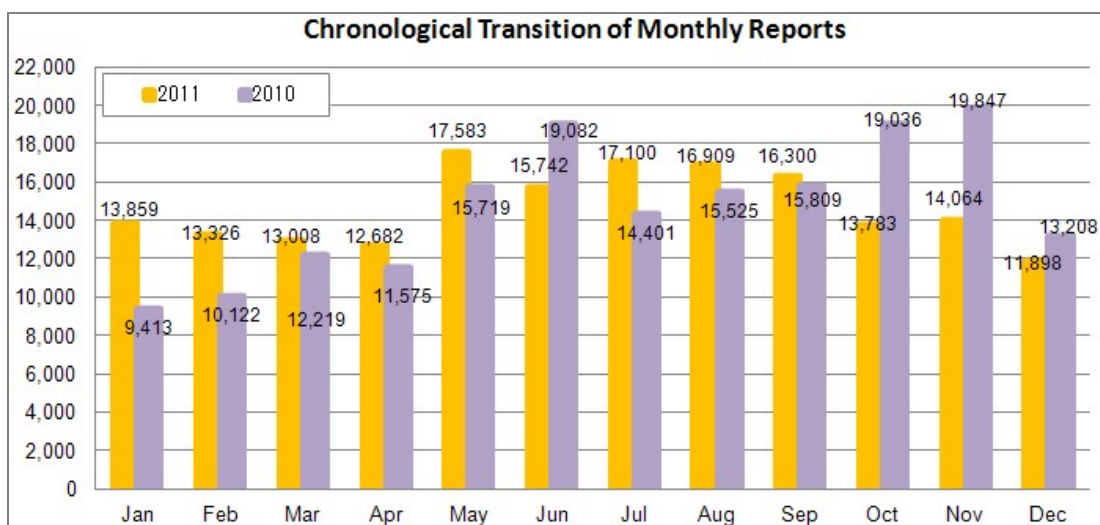
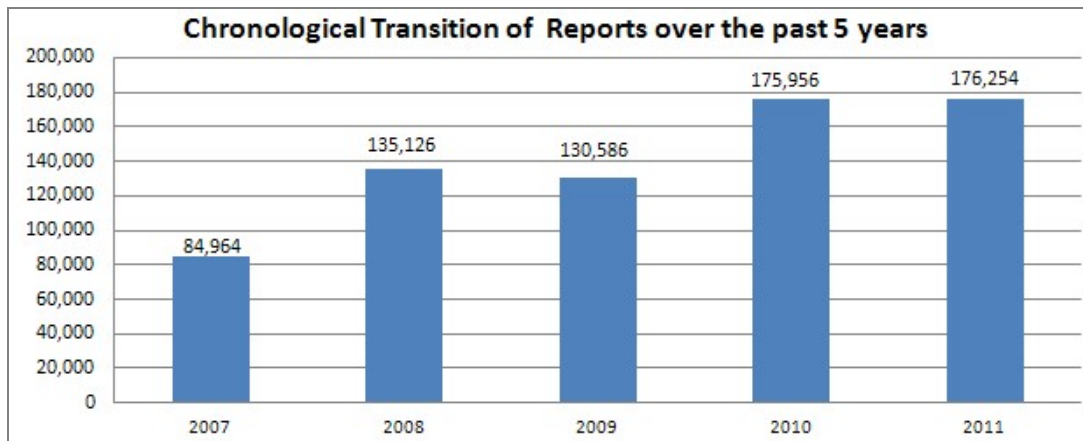


## Annual Statistics 2011

Since starting operation in June 2006, the Internet Hotline Center has received reports from Internet users pertaining to illegal and harmful content which may be considered offensive to the general public. When the information is found to be illegal, we notify the National Police Agency. Then illegal and harmful information will be requested to the content owner and/or service provider to be removed. Following is the statistics of all year round of 2011.

### 1.Total Number of Reports Received・・・176,254

We have received 176,254 reports from January to December in 2011.



## 2. Analysis of Reports

All reports submitted to us are analyzed and categorized based on the operational guideline (<http://www.internethotline.jp/guideline/index.html>).

Following is the outcome of the analysis.

### 2-1. Illegal Information・・・ Total of 36,573 cases

Out of a total of 176,254 reports we have received, we have analyzed total of 182,757, and 20.0% were judged illegal including 33.9% of them were hosted in oversea servers.

Illegal Information	Total Number of Reports		
	Domestic	Overseas	Total
Publicly displaying obscene materials	13,548	7,224	20,772
Publicly displaying child sexual abuse image	1,950	1,744	3,694
Advertisement in violation of prostitution prevention law	3	0	3
Enticement in violation of dating site regulation law	772	7	779
Publicly inciting or soliciting others to abuse controlled substances	243	10	253
Advertisement on controlled substances	6,431	3,170	9,601
Enticement of business accounts business	776	132	908
Enticement of anonymous rental or transfer of mobile phone without notice	446	117	563
<b>Total</b>	<b>24,169</b>	<b>12,404</b>	<b>36,573</b>

### 2-2. Harmful Information・・・ Total of 4,827 reports

2.6%(4,827 reports) were judged harmful information including 73.9% of them were hosted in oversea servers.

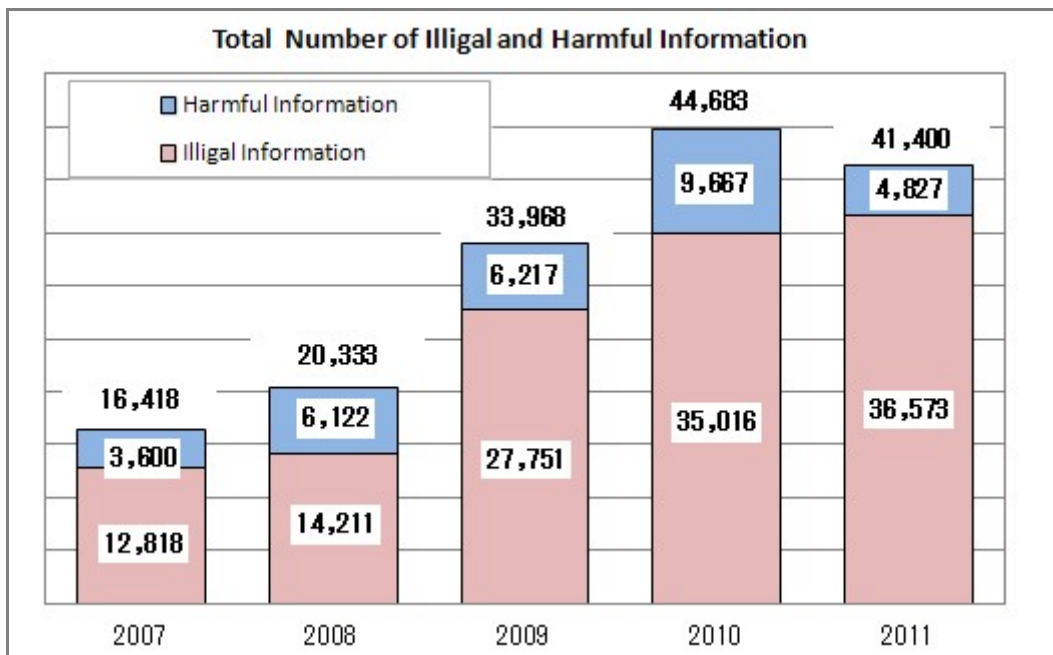
Harmful information	Total Number of Reports		
	Domestic	Overseas	Total
Information which directly and explicitly contracts, mediates or invites for illegal conduct	418	3,505	3,923
Information which is difficult to judge illegal but seems to be illegal	828	63	891
Information related to suicide invitation to other	13	0	13
<b>Total</b>	<b>1,259</b>	<b>3,568</b>	<b>4,827</b>

**2-3. Reports which are out of scope of the guideline...Total of 141,357 cases**

Reports which are out of scope of the guideline	Total Number of Reports
Defamation ,Slander	1,130
Notice of murder, notice of explosion	615
Infringement of intellectual properties	2,380
Inappropriate information for children	85,466
Other	51,766
<b>Total</b>	<b>141,357</b>

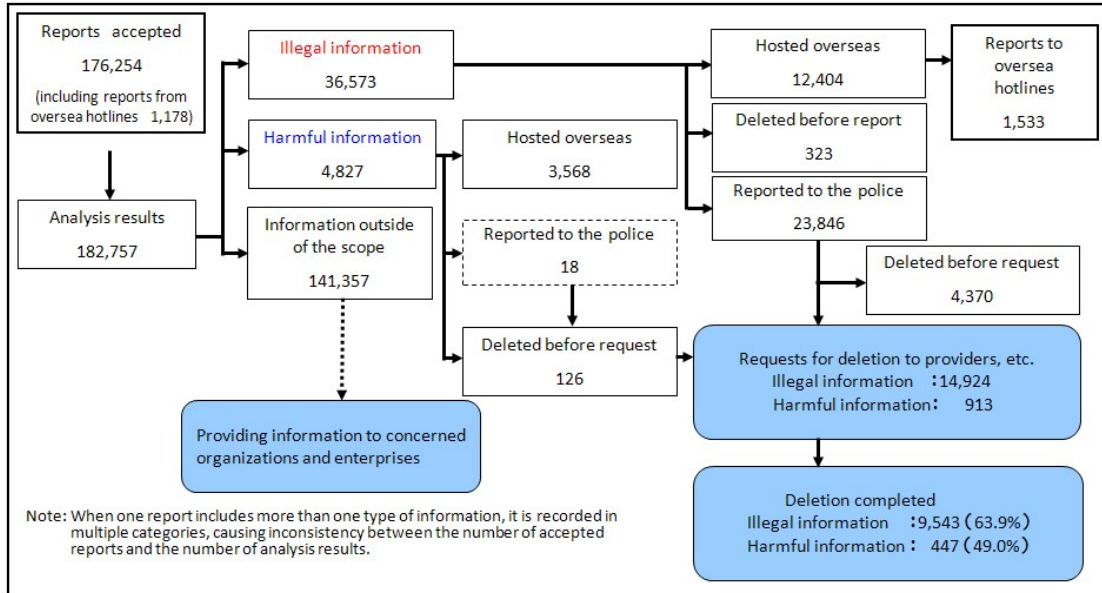
**2-4. Total Number of Illegal and Harmful Information**

The graph below shows total number of illegal and harmful information which we analyzed upon our guideline.



### 3. Procedure Status

Procedure status of year 2011 is as shown below.



#### 3-1. Illegal Information

We have judged 36,573 cases as illegal and 23,846 cases excluding the ones deleted before reporting to the law enforcement agency were reported to the National Police Agency. 14,924 cases were requested to be deleted by the ISPs. 9,543 cases (63.9%) were deleted as a result.

Illegal Information	Result of procedure		
	Police	ISP	Deletion completed
Publicly displaying obscene materials	13,371	7,389	7,197
Publicly displaying child sexual abuse image	1,888	860	828
Advertisement in violation of prostitution prevention law	3	3	3
Enticement in violation of dating site regulation law	734	386	376
Publicly inciting or soliciting others to abuse controlled substances	240	150	68
Advertisement on controlled substances	6,405	5,231	702
Enticement of business accounts business	768	649	229
Enticement of anonymous rental or transfer of mobile phone without notice	437	256	140
<b>Total</b>	<b>23,846</b>	<b>14,924</b>	<b>9,543</b>

### 3-2. Harmful Information

Out of 4,827 cases that were judged as harmful information which is against public order and morals, 913 cases excluding the ones deleted before requesting to the ISPs were requested to be deleted. 447 cases (49.0%) were deleted as a result.

Harmful information	Result of procedure	
	ISP	Deletion completed
Information which directly and explicitly contracts, mediates or invites illegal conduct	247	138
Information which is difficult to judge illegal but seems to be illegal	655	300
Information related to suicide invitation to other	11	9
<b>Total</b>	<b>913</b>	<b>447</b>

#### 4. International Partnership with the INHOPE Network

Since we joined INHOPE, the network of Internet hotline centers in the world in March 2007, it's enabled us to enhance the collaborative work and share information globally. In the year of 2011, we have reported 1,533 cases to overseas hotline. We received 1,178 from other hotlines and acted promptly.

##### 4-1.Total number of reports sent to Overseas Hotlines

Jan	Feb	Mar	Apr	May	Jun	Jul	Aug	Sep	Oct	Nov	Dec	Total
277	149	272	156	95	90	67	45	45	54	171	112	<b>1,533</b>

##### 4-1-1. Country Name

Country Name	Total
United States	1,437
Korea	48
Russia	16
Netherlands	15
Germany	6
Canada	4
Taiwan	2
Luxembourg	2
Czech Republic	1
Ireland	1
France	1
<b>Total</b>	<b>1,533</b>

##### 4-1-2. Analysis of Reports

Illegal Information	Jan	Feb	Mar	Apr	May	Jun
Obscene Images	0	4	3	2	3	5
Child sexual abuse	277	145	269	154	92	85
<b>Total</b>	<b>277</b>	<b>149</b>	<b>272</b>	<b>156</b>	<b>95</b>	<b>90</b>

Illegal Information	Jul	Aug	Sep	Oct	Nov	Dec	Total
Obscene Images	3	0	3	3	4	13	<b>43</b>
Child sexual abuse	64	45	42	51	167	99	<b>1,490</b>
<b>Total</b>	<b>67</b>	<b>45</b>	<b>45</b>	<b>54</b>	<b>171</b>	<b>112</b>	<b>1,533</b>

**4-2. Total number of reports received from Overseas Hotlines**

Jan	Feb	Mar	Apr	May	Jun	Jul	Aug	Sep	Oct	Nov	Dec	Total
82	33	64	101	64	79	79	100	125	231	140	80	<b>1,178</b>

**4-2-1. Country Name & Organization Name**

Country	Total
United Kingdom	422
United States	119
Slovakia	87
Germany	84
Canada	81
Australia	59
Czech Republic	56
Poland	53
Spain	52
Netherlands	43
Finland	26
Denmark	25
Austria	16
France	16
Russia	14
Taiwan	12
Italy	7
Ireland	2
Portugal	2
Bulgaria	1
Lithuania	1
<b>Total</b>	<b>1,178</b>

**4-2-2. Analysis of Reports**

Illegal Information	Jan	Feb	Mar	Apr	May	Jun
Obscene Images	21	1	15	15	2	25
Child sexual abuse	34	22	30	58	10	29
<b>Total</b>	<b>55</b>	<b>23</b>	<b>45</b>	<b>73</b>	<b>12</b>	<b>54</b>

<b>Illegal Information</b>	<b>Jul</b>	<b>Aug</b>	<b>Sep</b>	<b>Oct</b>	<b>Nov</b>	<b>Dec</b>	<b>Total</b>
Obscene Images	38	23	22	34	10	20	<b>226</b>
Child sexual abuse	37	24	40	117	17	39	<b>457</b>
<b>Total</b>	<b>75</b>	<b>47</b>	<b>62</b>	<b>151</b>	<b>27</b>	<b>59</b>	<b>683</b>