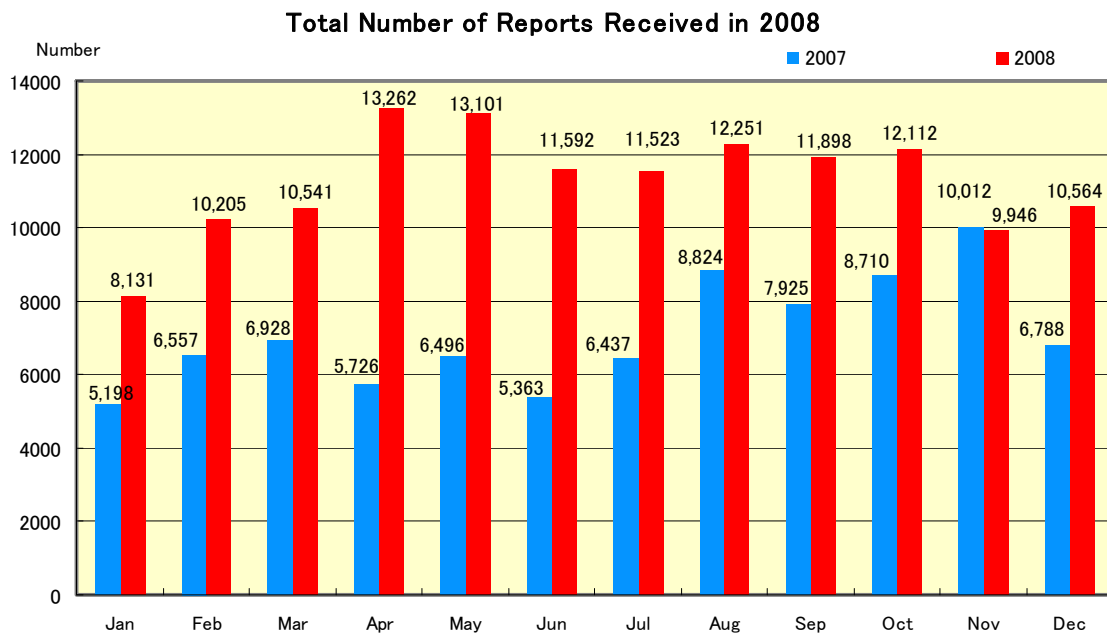


Annual Statistics 2008

Since starting operation in June 2006, the Internet Hotline Center has received reports from internet users pertaining to illegal and harmful content which may be considered offensive to the general public. When the information is found illegal or harmful, we request to the service providers or the administrators of the web forum to remove the contents as well as report to the National Police Agency when it was illegal. Following is the statistics in the year of 2008.

1.Total Number of Reports Received・・・135,126

We have received 135,126 reports from January to December in 2008.



2. Analysis of Reports

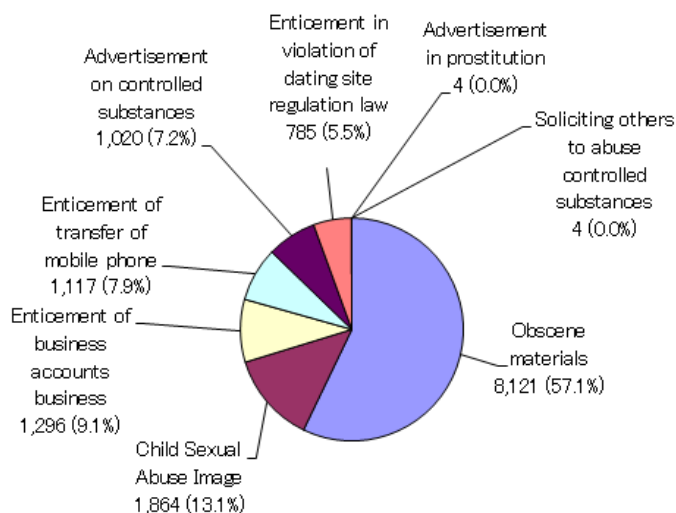
All the reports submitted to us are analyzed and categorized based on the operational guideline (<http://www.internethotline.jp/guideline/index.html>).

Following is the outcome of the analysis.

2-1. Illegal Information...

Total of 14,211 cases

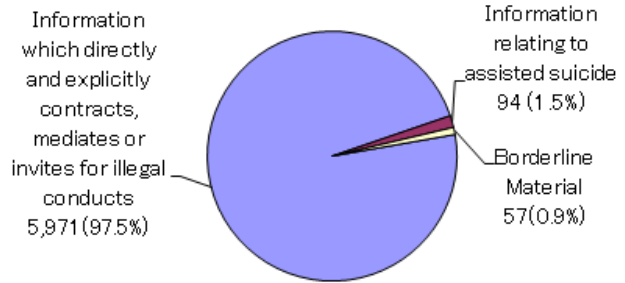
Out of a total of 135,126 reports we have received, we have analyzed total of 143,280, and 9.9% was judged illegal including 34.2% of them was hosted in overseas servers.



Illegal Information	Total Number of Reports		
	Domestic	Overseas	Total
Publicly displaying obscene materials	3,962	4,159	8,121
Publicly displaying child sexual abuse image	1,288	576	1,864
Advertisement in violation of prostitution prevention law	4	0	4
Enticement in violation of dating site regulation law	782	3	785
Publicly inciting or soliciting others to abuse controlled substances	3	1	4
Advertisement on controlled substances	994	26	1,020
Enticement of business accounts business	1,256	40	1,296
Enticement of anonymous rental or transfer of mobile phone without notice	1,062	55	1,117
Total	9,351	4,860	14,211

2-2. Harmful Information... Total of 6,122 reports

4.3%(6,122 reports) were judged harmful including 46.4% of them were hosted in overseas servers.



Harmful information	Total Number of Reports		
	Domestic	Overseas	Total
Information which directly and explicitly contracts, mediates or invites for illegal conduct	3,141	2,830	5,971
Information which is difficult to judge illegal but seems to be illegal	51	6	57
Information related to suicide invitation to other	90	4	94
Total	3,282	2,840	6,122

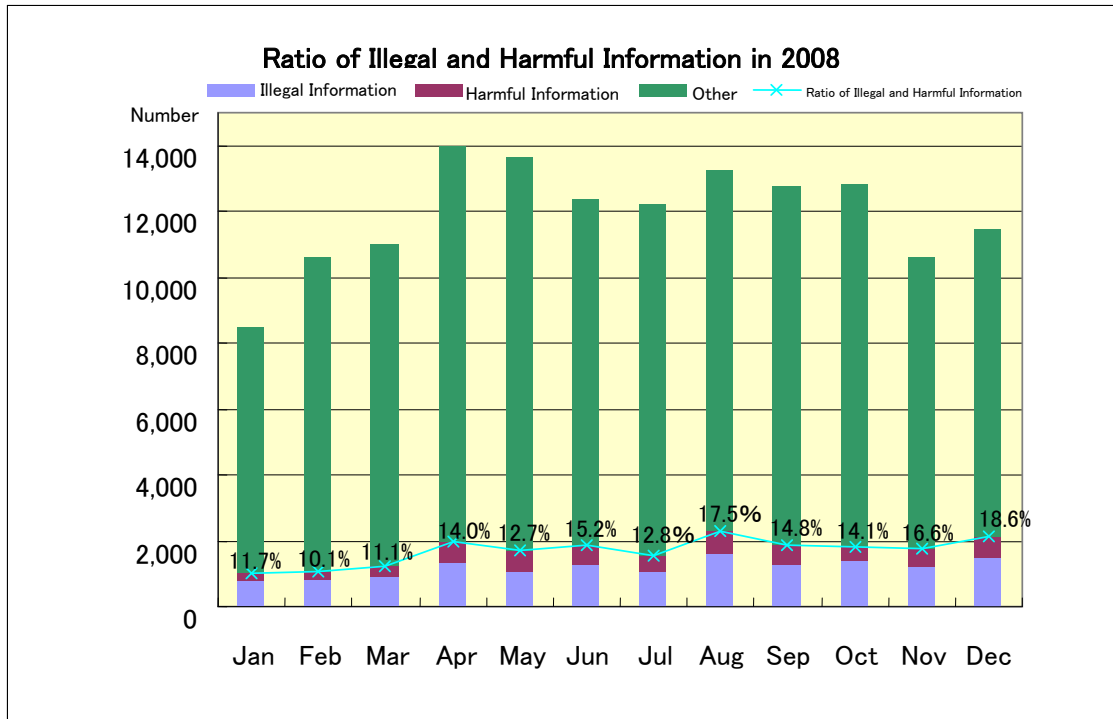
2-3. Reports which are out of scope of the guideline... Total of 122,947 cases

Since a lot of reports were legal dating sites and porn sites, a lot of them tend to fit in this category.

Reports which are out of scope of the guideline	Total Number of Reports
Defamation ,Slander	122
Notice of murder, notice of explosion	844
Infringement of intellectual properties	1,487
Inappropriate information for children	58,506
Other	61,988
Total	122,947

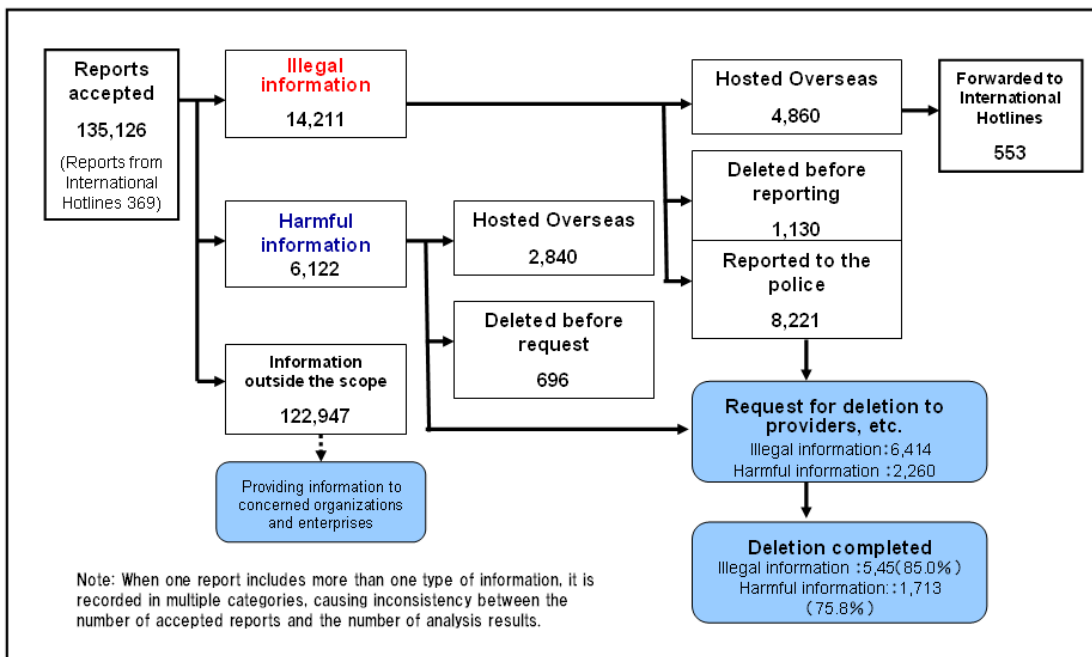
2-4. Ratio of illegal and harmful information in total number of reports

The graph below shows the ratio of illegal and harmful information which we analyzed upon our guideline.



3. Procedure Status

Procedure status of year 2008 is as shown below.



3-1 Illegal Information

We have judged 14,211 cases (including 4,860 reports were hosting overseas) as illegal. 8,221 cases were reported to the National Police Agency, and 6,414 cases were required to be deleted by the service providers. 5,451 cases (85.0%) were deleted as a result.

Illegal Information	Result of procedure			
	Terminated before request	Requested Addressee		
		Police	Service Provider	Removed
Publicly displaying obscene materials	492	3,470	2,689	2,377
Publicly displaying child sexual abuse image	234	1,054	445	407
Advertisement in violation of prostitution prevention law	0	4	4	3
Enticement in violation of dating site regulation law	82	700	452	450
Publicly inciting or soliciting others to abuse controlled substances	0	3	3	3
Advertisement on controlled substances	133	861	819	642
Enticement of business accounts business	108	1,148	1,083	863
Enticement of anonymous rental or transfer of mobile phone without notice	81	981	919	706
Total	1,130	8,221	6,414	5,451

3-2 Harmful Information

Out of 6,122 cases that were judged as harmful information against public order and morals (2,840 cases were hosted overseas), 2,260 cases were requested to be terminated. 1,713 cases (75.8%) were deleted as a result.

Harmful information	Result of procedure		
	Terminated before request	Requested Addressee	
		ISP	Completed
Information which directly and explicitly contracts, mediates or invites illegal conduct	685	2,132	1,619
Information which is difficult to judge illegal but seems to be illegal	6	43	33
Information related to suicide invitation to other	5	85	61
Total	696	2,260	1,713

3-3 Reports which are out of scope of the guideline

In 122,947 cases of non-objective information, some cases were forwarded to relevant authorities when needed for life guarding and crime prevention purposes.

Category	Number	Addressee
Defamation ,Slander	0	Civil Liberties Bureau
Notice of murder, notice of explosion	92	Prefectural Police
Suicide Notice	10	Prefectural Police
Infringement of intellectual properties	1,203	Right Holders Group
Total	1,305	

4. International Partnership

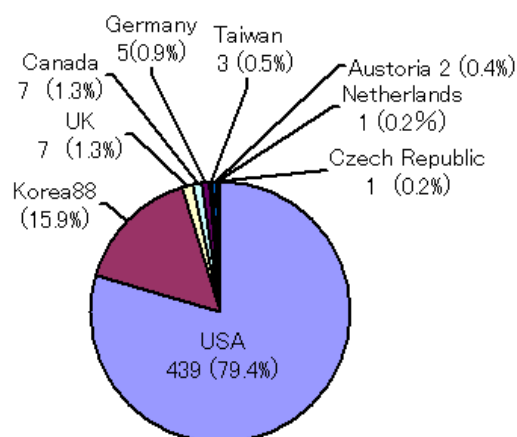
In March 2006, we joined INHOPE, the network of internet hotline centers around the world, and enabled us to enhance the collaborative work and share information globally. In the year of 2008, we have reported 553 cases to oversea hotline centers. We received 369 from other hotlines and acted promptly.

4-1.Total number of reports made to International Hotlines

	Jan	Feb	Mar	Apr	May	Jun	Jul	Aug	Sep	Oct	Nov	Dec	Total
Forwarded reports	37	58	18	28	39	49	38	37	79	60	52	58	553

4-1-1. Country Name (Org. Name)

	Total
USA (Cybertipline)	439
Korea (KCSC)	88
UK (IWF)	7
Canada (cybertip.ca)	7
Germany (jugendschutz.net)	5
Taiwan (ECPAT Taiwan)	3
Australia (ACMA)	2
Netherlands (meldpunt)	1
Czech Republic (Internet Hotline Czech Republic)	1
Total	553



4-1-2. Analysis of Reports

Illegal Information	Jan	Feb	Mar	Apr	May	Jun
Obscene Images	0	3	11	5	1	3
Child Sexual Abuse	37	55	7	23	38	46
Total	37	58	18	28	39	49

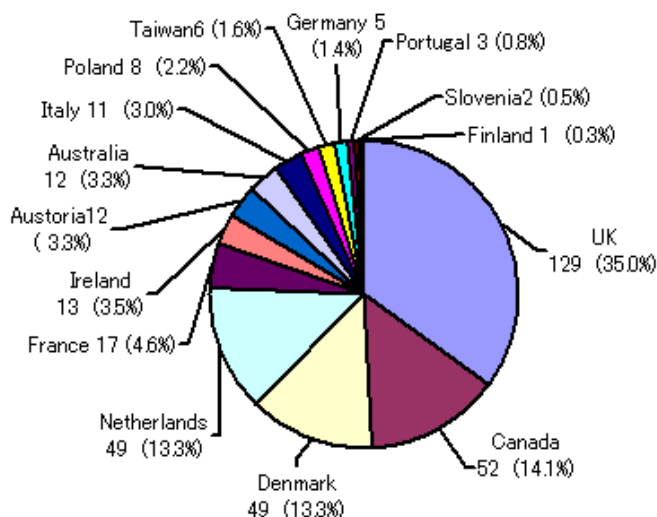
Illegal Information	July	Aug	Sep	Oct	Nov	Dec	Total
Obscene Images	0	2	37	11	3	10	86
Child Sexual Abuse	38	35	42	49	49	48	467
Total	38	37	79	60	52	58	553

4-2. Total number of reports received from International Hotlines

	Jan	Feb	Mar	Apr	May	Jun	Jul	Aug	Sep	Oct	Nov	Dec	Total
Received Reports	32	34	42	15	38	30	31	22	32	35	27	31	369

4-2-1. Country Name (Org. Name)

	Total
UK (IWF)	129
Canada (cybertip.ca)	52
Denmark (Red Barnet)	49
Netherlands (meldpunt)	49
France (AFA)	17
Ireland (ISPAI)	13
Austria (Stopline)	12
Australia (ACMA)	12
Italy (HOT 114)	11
Poland (NASK)	8
Taiwan (ECPAT Taiwan)	6
Germany (jugendschutz.net)	5
Portugal (FFCN)	3
Slovenia (Spletno Oko)	2
Finland (STC Finland)	1
Total	369



4-2-2. Analysis of Reports

Illegal Information	Jan	Feb	Mar	Apr	May	Jun
Obscene Images	5	8	3	5	6	3
Child Sexual Abuse	7	11	3	5	12	13
Total	12	19	6	10	18	16

Illegal Information	July	Aug	Sep	Oct	Nov	Dec	Total
Obscene Images	3	2	7	6	5	4	57
Child Sexual Abuse	13	10	3	3	5	7	92
Total	16	12	10	9	10	11	149