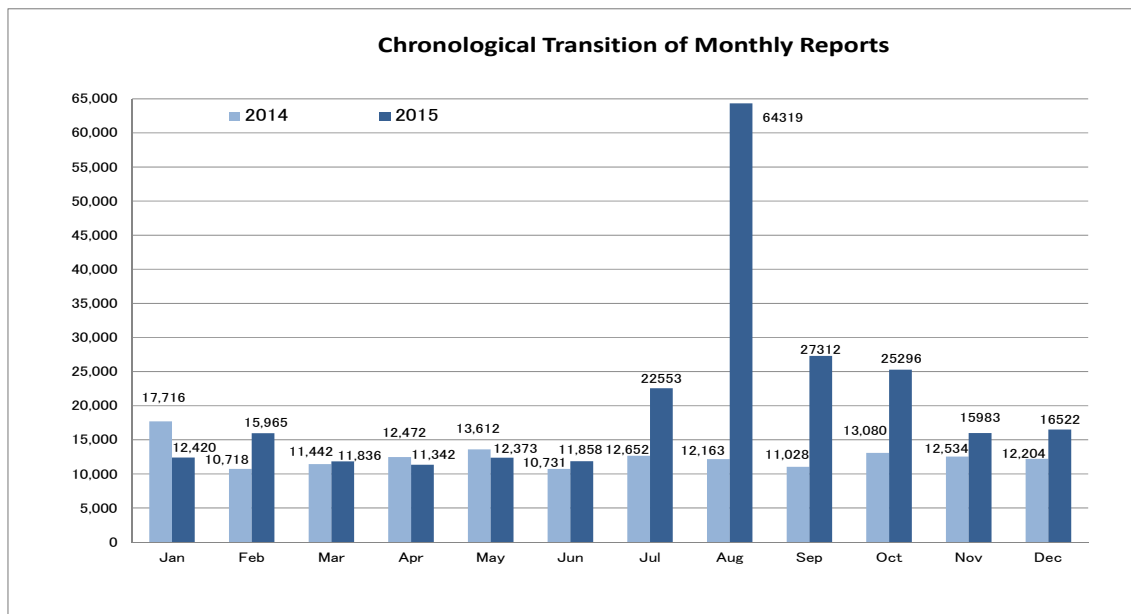
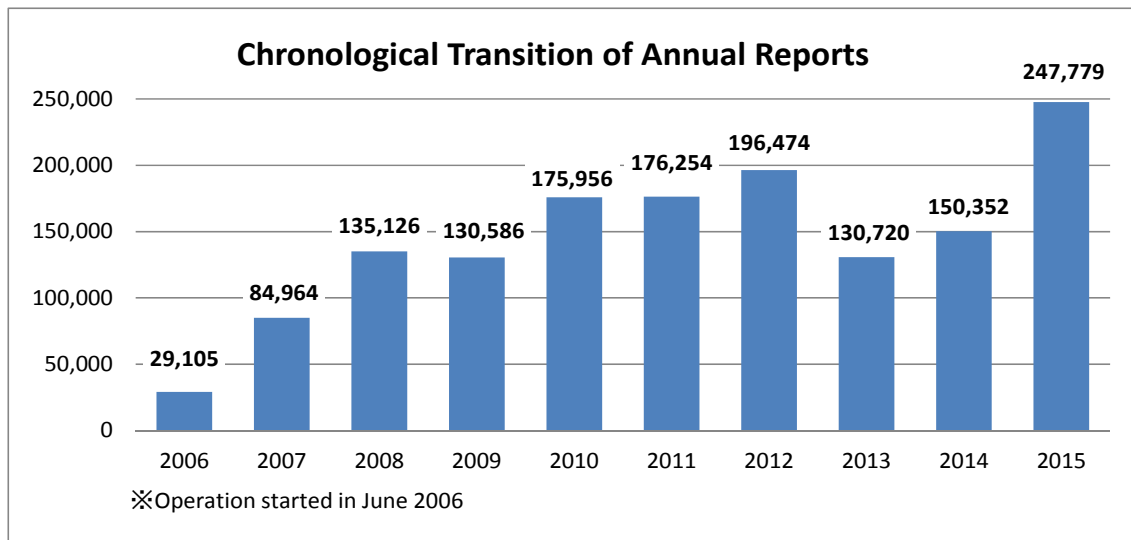


Annual Statistics 2015

1 Total Number of Reports Received···247,779

We have received 247,779 reports from January to December in 2015.



2 Analysis of Reports

All reports submitted to us are analyzed and categorized based on the [operational guideline](#).

Following is the outcome of the analysis.

2-1 Illegal Information··· Total of 72,073 cases

Analysis of the 247,779 reports received resulted in 251,825 cases recognized. Of

those, 72,073 cases comprising 28.6%(37,060 compared to the previous year) were judged as illegal information. Of those in turn, 31.5% were overseas cases*.

| Illegal Information | Total Number of Reports | | |
|--|-------------------------|---------------|---------------|
| | Domestic | Overseas | Total |
| Publicly displaying of obscene images | 44,381 | 16,274 | 60,655 |
| Publicly displaying of child sexual abuse images | 1,888 | 2,940 | 4,828 |
| Induce someone for the purpose of prostitution | 90 | 104 | 194 |
| Inducement in violation of online dating sites regulation law | 1,128 | 2 | 1,130 |
| Publicly inciting or soliciting others to abuse controlled substances | 315 | 131 | 446 |
| Advertisements on controlled substances | 1,126 | 2,363 | 3,489 |
| Advertisements of designated substances | 68 | 136 | 204 |
| Advertisements of products suspected to be designated substances | 3 | 0 | 3 |
| Advertisements of drugs before approval, regarding New Psychoactive Substances (NPS) | 6 | 5 | 11 |
| Inducement to buying and selling of bank passbooks | 365 | 486 | 851 |
| Inducement of anonymous rental or transfer of mobile phone without notice | 21 | 147 | 168 |
| Act of illegally requesting input of identification codes, namely phishing fraud | 11 | 82 | 93 |
| Act of promoting illegal access | 1 | 0 | 1 |
| Total | 49,403 | 22,670 | 72,073 |

* "Overseas cases" refers to cases where the site-administrator of the reported information is unknown or resides in a foreign country, and the information is stored on an overseas server.

* The total number of received reports and the analysis result total number of cases are not in agreement since two or more illegal information and/or harmful materials may be contained in the report.

2-2 Harmful Information... Total of 5,333 reports

5,333 cases (equal to 2.1% of total analysis result, 1,459 from the last year) were judged as harmful information, of which 63.0% were overseas cases.

| Harmful information | Total Number of Reports | | |
|---|-------------------------|--------------|--------------|
| | Domestic | Overseas | Total |
| Information which directly and explicitly contracts, mediates or invites for illegal conducts | 1,122 | 1,752 | 2,874 |
| Information which is difficult to judge illegal but seems to be illegal | 437 | 1,533 | 1,970 |
| Information related to suicide invitation to others (Invitation to group suicide) | 415 | 74 | 489 |
| Total | 1,974 | 3,359 | 5,333 |

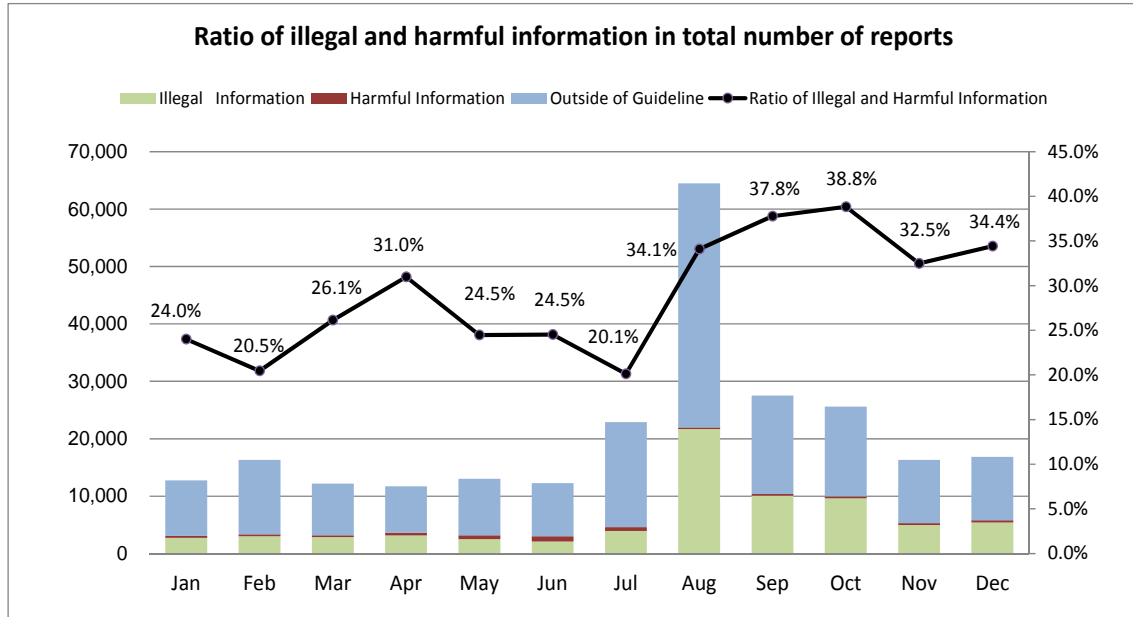
2-3 Beyond scope of the guideline... Total of 174,419 cases

174,419 cases (equal to 69.3% of total analysis result, 59,130 from the last year) were beyond scope based on the operational guideline. 32,317 cases out of the 174,419 beyond scope were forwarded to organizations relevant to the protection of human life and/or prevention of crime.

| Beyond scope of the guideline | Total Number of Reports |
|---|-------------------------|
| Defamation, Slander | 2,238 |
| Notice of murder, notice of explosion | 3,277 |
| Infringement of intellectual properties | 31,996 |
| Information inappropriate for children | 55,620 |
| Other | 81,288 |
| Total | 174,419 |

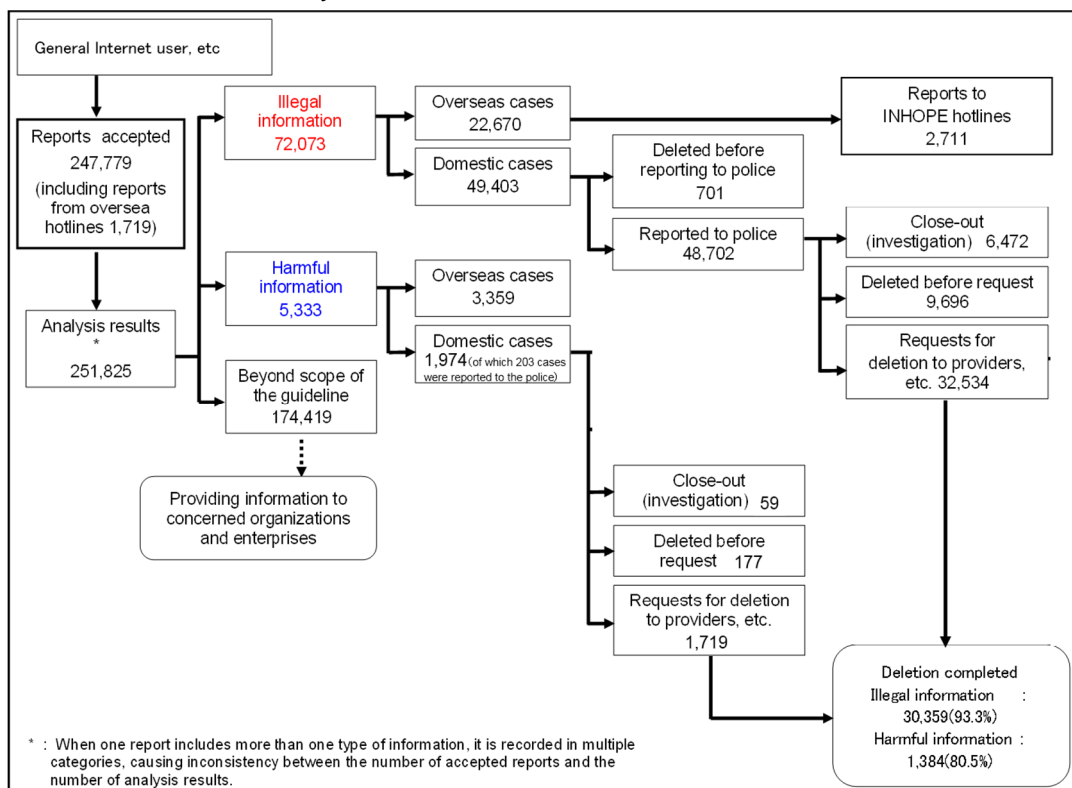
2-4 Total Number of Illegal and Harmful Information

The graph below shows the trend over time of information considered as illegal and harmful as a result of analysis based on our guideline.



3 Procedure Status

Procedure status of the year of 2015 is as shown below.



* IHC is limited to send notice on illegal and/or harmful information only on “domestic cases (the site-administrator of the reported information resides in Japan or the information is stored on a domestic server).”

3-1 Illegal Information

49,403 cases out of the 72,073 judged as illegal information were hosted in Japan. Of those, 48,702 cases were reported to the National Police Agency (this excludes those that were deleted before the reporting). For 32,534 cases, requests for removal were sent to the relevant ISPs and as a result, 30,359 cases (93.3%) were removed.

| Illegal Information | Result of procedure | | |
|--|---------------------|---------------|-------------------|
| | Police | ISP | Removal completed |
| Publicly displaying of obscene images | 43746 | 28,966 | 26,885 |
| Publicly displaying of child sexual abuse images | 1,858 | 1,464 | 1,456 |
| Induce someone for the purpose of prostitution | 86 | 70 | 70 |
| Inducement in violation of online dating sites regulation law | 1,127 | 383 | 372 |
| Publicly inciting or soliciting others to abuse controlled substances | 315 | 282 | 249 |
| Advertisements on controlled substances | 1,099 | 957 | 933 |
| Advertisements of designated substances | 68 | 56 | 44 |
| Advertisements of products suspected to be designated substances | 3 | 3 | 3 |
| Advertisements of drugs before approval, regarding New Psychoactive Substances (NPS) | 6 | 0 | 0 |
| Inducement to buying and selling of bank passbooks | 364 | 331 | 325 |
| Inducement of anonymous rental or transfer of mobile phone without notice | 21 | 21 | 21 |
| Act of illegally requesting input of identification codes, namely phishing fraud | 8 | 0 | 0 |
| Act of promoting illegal access | 1 | 1 | 1 |
| Total | 48,702 | 32,534 | 30,359 |

3-2 Harmful Information

1,974 cases out of the 5,333 judged as harmful information were hosted in Japan. Of those, 203 cases were reported to the National Police Agency. For 1,719 cases (excluding those removed before the requesting), requests for removal were sent to the relevant ISPs, and as a result, 1,384 cases (80.5%) were removed.

| Harmful information | Result of procedure | | |
|---|---------------------|--------------|-------------------|
| | Police | ISP | Removal completed |
| Information which directly and explicitly contracts, mediates or invites for illegal conducts | 164 | 947 | 828 |
| Information which is difficult to judge illegal but seems to be illegal | 39 | 364 | 360 |
| Information related to suicide invitation to others (Invitation to group suicide) | 0 | 408 | 196 |
| Total | 203 | 1,719 | 1,384 |

4 International Partnership with the INHOPE Network

In the year of 2015, we reported 2,711 cases to overseas hotlines and received 1,719 cases from hotlines and acted upon them promptly.

4-1 Total number of reports sent to Overseas Hotlines

| | Jan | Feb | Mar | Apr | May | Jun | Total |
|--|-----|-----|-----|-----|-----|-----|-------|
| Publicly displaying child sexual abuse image | 65 | 63 | 47 | 41 | 60 | 135 | 411 |

| | Jul | Aug | Sep | Oct | Nov | Dec | Total |
|--|-----|-----|-----|-----|-----|-----|-------|
| Publicly displaying child sexual abuse image | 245 | 223 | 174 | 413 | 390 | 855 | 2711 |

4-1-1 Number of reports sent to Overseas Hotlines (by country)

| Country Name | Total |
|--------------------------|-------------|
| United States of America | 1,488 |
| Netherlands | 819 |
| Luxembourg | 250 |
| Russia | 73 |
| Canada | 24 |
| France | 23 |
| Germany | 11 |
| Sweden | 8 |
| Czech Republic | 5 |
| United Kingdom | 5 |
| Romania | 2 |
| Poland | 1 |
| Turkey | 1 |
| Spain | 1 |
| Total | 2711 |

4-2 Total number of reports received from Overseas Hotlines

| | Jan | Feb | Mar | Apr | May | Jun | Total |
|------------------|-----|-----|-----|-----|-----|-----|-------|
| Received Reports | 176 | 123 | 440 | 358 | 80 | 63 | 1240 |

| | Jul | Aug | Sep | Oct | Nov | Dec | Total |
|------------------|-----|-----|-----|-----|-----|-----|-------|
| Received Reports | 110 | 92 | 69 | 81 | 97 | 30 | 1719 |

4-2-1 Analysis of Reports

| Illegal Information | Jan | Feb | Mar | Apr | May | Jun | Total |
|---|------------|------------|------------|------------|------------|------------|--------------|
| Display of obscenity electro-magnetic record recording medium | 36 | 23 | 30 | 20 | 18 | 19 | 146 |
| Publicly displaying child sexual abuse image | 110 | 70 | 43 | 36 | 21 | 11 | 291 |
| Total | 146 | 93 | 73 | 56 | 39 | 30 | 437 |

| Illegal Information | Jul | Aug | Sep | Oct | Nov | Dec | Total |
|---|------------|------------|------------|------------|------------|------------|--------------|
| Display of obscenity electro-magnetic record recording medium | 15 | 20 | 24 | 16 | 6 | 1 | 228 |
| Publicly displaying child sexual abuse image | 35 | 38 | 43 | 54 | 59 | 12 | 532 |
| Total | 50 | 58 | 67 | 70 | 65 | 13 | 760 |

4-2-2 Number of reports received from Overseas Hotlines (by country)

| Country Name | Total |
|--------------------------|-------------|
| Austria | 641 |
| United Kingdom | 536 |
| Australia | 144 |
| United States of America | 124 |
| Netherlands | 69 |
| Germany | 44 |
| Finland | 38 |
| Canada | 34 |
| Russia | 21 |
| France | 13 |
| Luxembourg | 11 |
| Poland | 8 |
| Sweden | 7 |
| Denmark | 6 |
| Italy | 5 |
| Colombia | 4 |
| Turkey | 4 |
| Taiwan | 3 |
| Lithuania | 2 |
| Thailand | 1 |
| Latvia | 1 |
| Hungary | 1 |
| Slovenia | 1 |
| Ireland | 1 |
| Total | 1719 |