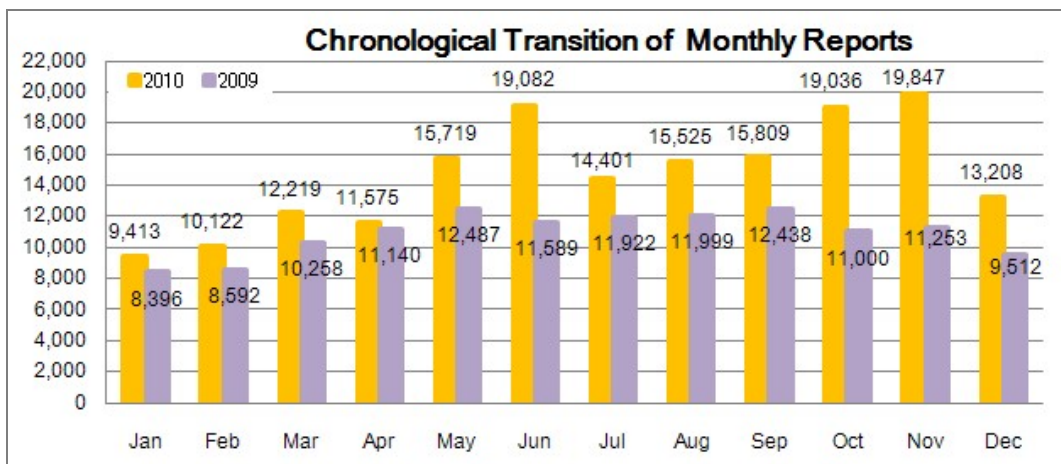
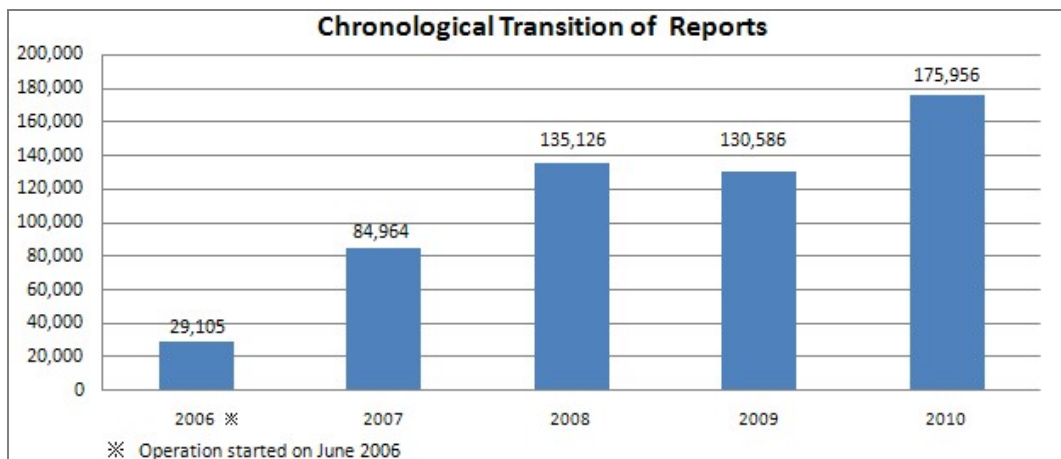


**Annual Statistics 2010**

Since starting operation in June 2006, the Internet Hotline Center has received reports from Internet users pertaining to illegal and harmful content which may be considered offensive to the general public. When the information is found to be illegal, we notify the National Police Agency. Then illegal and harmful information will be requested to the content owner and/or service provider to be removed. Following is the annual statistics of year 2010.

**1.Total Number of Reports Received・・・175,956**

We have received 175,956 reports from January to December 2010.



## 2. Analysis of Reports

All reports submitted to us are analyzed and categorized based on the operational guideline (<http://www.internethotline.jp/guideline/index.html>).

Following is the outcome of the analysis.

### 2-1. Illegal Information・・・ Total of 35,016 cases

Out of a total of 175,956 reports we have received, we have analyzed total of 189,388, and 18.5% were judged illegal including 30.9% of them were hosted in oversea servers.

Illegal Information	Total Number of Reports		
	Domestic	Overseas	Total
Publicly displaying obscene materials	10,848	9,022	19,870
Publicly displaying child sexual abuse image	4,178	1,010	5,188
Advertisement in violation of prostitution prevention law	1	0	1
Enticement in violation of dating site regulation law	738	5	743
Publicly inciting or soliciting others to abuse controlled substances	178	10	188
Advertisement on controlled substances	4,202	267	4,469
Enticement of business accounts business	2,396	292	2,688
Enticement of anonymous rental or transfer of mobile phone without notice	1,668	201	1,869
<b>Total</b>	<b>24,209</b>	<b>10,807</b>	<b>35,016</b>

### 2-2. Harmful Information・・・ Total of 9,667 reports

5.1%(9,667 reports) were judged harmful information including 55.2% of them were hosted in oversea servers.

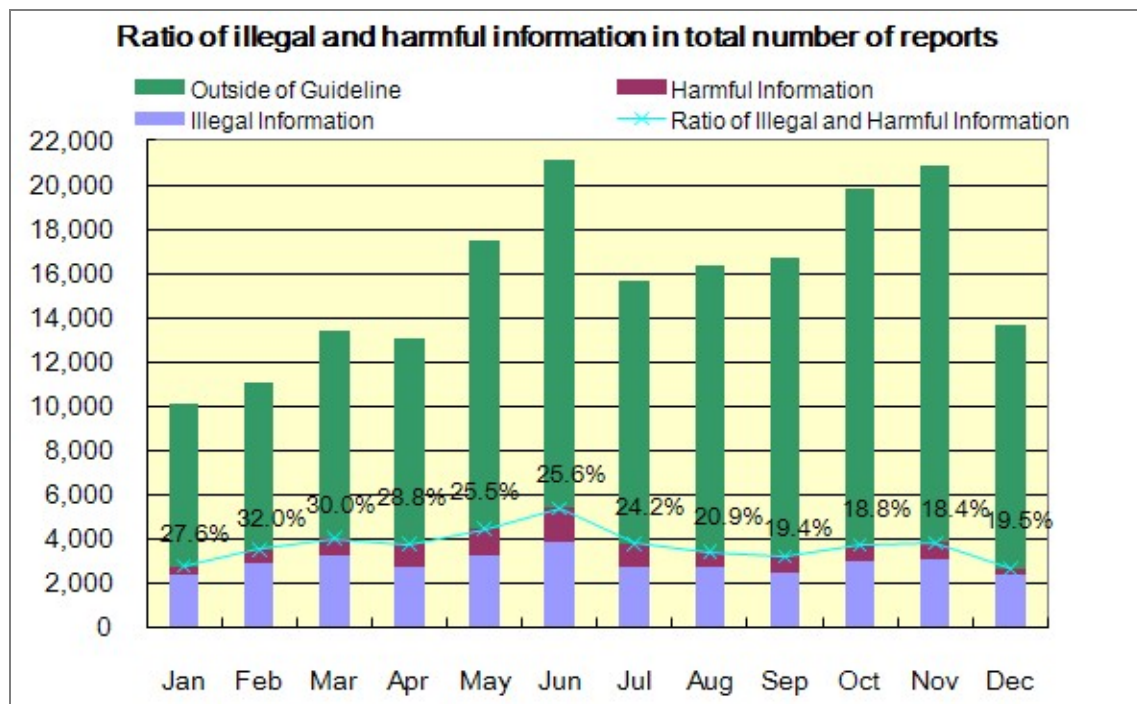
Harmful information	Total Number of Reports		
	Domestic	Overseas	Total
Information which directly and explicitly contracts, mediates or invites for illegal conduct	3,417	5,292	8,709
Information which is difficult to judge illegal but seems to be illegal	890	42	932
Information related to suicide invitation to other	25	1	26
<b>Total</b>	<b>4,332</b>	<b>5,335</b>	<b>9,667</b>

**2-3. Reports which were out of scope of the guideline...Total of 144,705 cases**

Reports which were out of scope of the guideline	Total Number of Reports
Defamation ,Slander	1,287
Notice of murder, notice of explosion, etc.	614
Infringement of intellectual properties	3,530
Inappropriate information for children	81,991
Other	57,283
<b>Total</b>	<b>144,705</b>

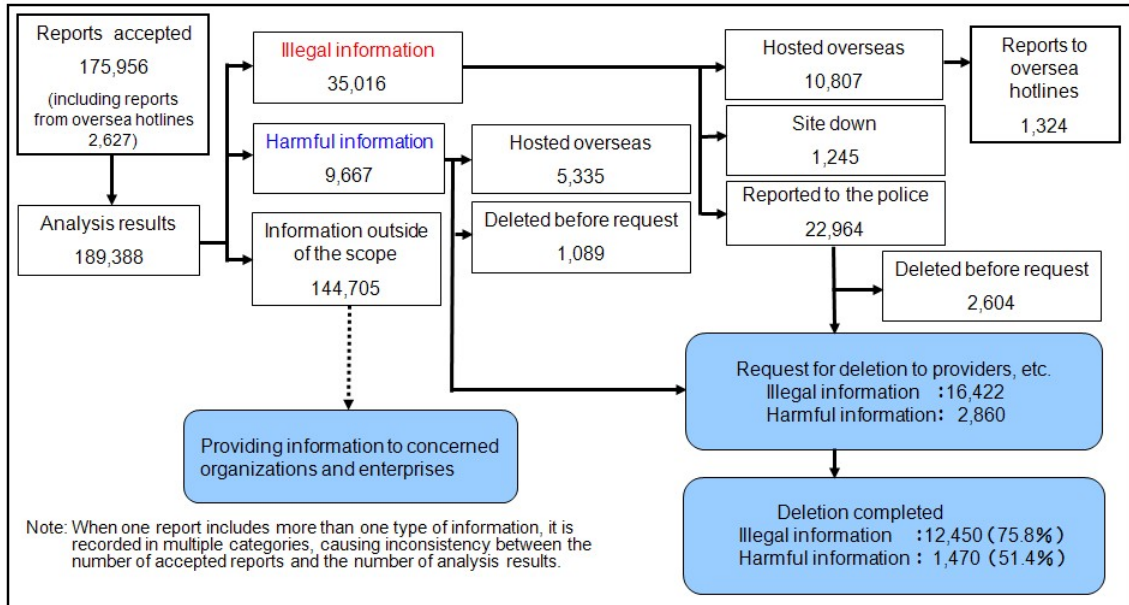
**2-4. Ratio of illegal and harmful information in total number of reports**

The graph below shows the monthly ratio of illegal and harmful information which we analyzed upon our guideline.



### 3. Procedure Status

Procedure status of year 2010 is as shown below.



#### 3-1. Illegal Information

We have judged 35,016 cases (including 10,807 reports were hosting overseas) as illegal. 22,964 cases were reported to the National Police Agency, and 16,422 cases were required to be deleted by the service providers. 12,450 cases (75.8%) were deleted as a result.

Illegal Information	Result of procedure		
	Police	ISP	Deletion completed
Publicly displaying obscene materials	10,329	7,443	6,375
Publicly displaying child sexual abuse image	3,813	2,250	1,748
Advertisement in violation of prostitution prevention law	1	1	1
Enticement in violation of dating site regulation law	685	400	375
Publicly inciting or soliciting others to abuse controlled substances	177	121	78
Advertisement on controlled substances	4,112	2,927	1,327
Enticement of business accounts business	2,272	1,934	1,447
Enticement of anonymous rental or transfer of mobile phone without notice	1,575	1,346	1,099
<b>Total</b>	<b>22,964</b>	<b>16,422</b>	<b>12,450</b>

### 3-2. Harmful Information

Out of 9,667 cases that were judged as harmful information which is against public order and morals (5,335 cases were hosted overseas), 2,860 cases were requested to be terminated. 1,470 cases (51.4%) were deleted as a result.

Harmful information	Result of procedure	
	ISP	Deletion completed
Information which directly and explicitly contracts, mediates or invites illegal conduct	2,232	1,121
Information which is difficult to judge illegal but seems to be illegal	605	339
Information related to suicide invitation to other	23	10
<b>Total</b>	<b>2,860</b>	<b>1,470</b>

### 3-3. Reports which were out of scope of the guideline

In 144,705 cases of non-objective information, some cases were forwarded to relevant authorities when needed for life guarding and crime prevention purposes.

Category	Number	Addressee
Defamation ,Slander	0	Human Rights Bureau
Notice of murder, notice of explosion, etc.	41	Prefectural Police
Suicide Notice	9	Prefectural Police
Infringement of intellectual properties	2,949	Right Holders Society
<b>Total</b>	<b>2,999</b>	

#### 4. International Partnership

Since we joined INHOPE, the network of Internet hotline centers around the world in March 2007, it's enabled us to enhance the collaborative work and share information globally. In the year of 2010, we have reported 1,324 cases to oversea hotline centers. We received 2,627 from other hotlines and acted promptly.

##### 4-1.Total number of reports made to International Hotlines

Jan	Feb	Mar	Apr	May	Jun	Jul	Aug	Sep	Oct	Nov	Dec	Total
33	62	84	122	123	71	55	274	42	91	302	65	1,324

##### 4-1-1. Country Name

Country Name	Total
United States	896
Korea	386
Netherlands	28
Germany	8
Russia	4
Czech Republic	1
France	1
<b>Total</b>	<b>1,324</b>

##### 4-1-2. Analysis of Reports

Illegal Information	Jan	Feb	Mar	Apr	May	Jun
Obscene Images	2	1	7	4	27	9
Child sexual abuse	31	61	77	118	96	62
<b>Total</b>	<b>33</b>	<b>62</b>	<b>84</b>	<b>122</b>	<b>123</b>	<b>71</b>

Illegal Information	Jul	Aug	Sep	Oct	Nov	Dec	Total
Obscene Images	7	243	24	12	44	1	381
Child sexual abuse	48	31	18	79	258	64	943
<b>Total</b>	<b>55</b>	<b>274</b>	<b>42</b>	<b>91</b>	<b>302</b>	<b>65</b>	<b>1,324</b>

#### 4-2. Total number of reports received from International Hotlines

Jan	Feb	Mar	Apr	May	Jun	Jul	Aug	Sep	Oct	Nov	Dec	Total
60	98	50	99	176	786	726	344	130	41	52	65	<b>2,627</b>

#### 4-2-1. Country Name & Organization Name

Country	Organization Name	Total
United Kingdom	IWF	2,144
Russia	Friendly Runet Foundation	75
	Safer Internet Centre	19
Canada	cybertip.ca	69
Poland	NASK	61
Finland	STC Finland	48
Netherlands	meldpunt	31
Germany	FSM	16
	jugendschutz.net	10
	ECO	1
Australia	ACMA	25
Denmark	Red Barnet	23
France	AFA	20
Spain	Protegeles	19
Austria	Stopleveline	14
Taiwan	ECPAT Taiwan	14
Czech Republic	Our Child Foundation	12
Ireland	ISPAI	7
Slovenia	Spletno Oko	6
Portugal	FCCN	4
Italy	Telefono Azzuro	3
Luxembourg	LISA Stopleveline	2
Lithuania	Communications Regulatory Authority of the Republic of Lithuania	2
Greece	Safenet	1
Bulgaria	ARC Fund	1
<b>Total</b>		<b>2,627</b>

#### 4-2-2. Analysis of Reports

Illegal Information	Jan	Feb	Mar	Apr	May	Jun
Obscene Images	21	14	4	6	20	63
Child sexual abuse	29	61	35	27	28	131
<b>Total</b>	<b>50</b>	<b>75</b>	<b>39</b>	<b>33</b>	<b>48</b>	<b>194</b>

Illegal Information	Jul	Aug	Sep	Oct	Nov	Dec	Total
Obscene Images	28	19	6	8	5	12	206
Child sexual abuse	74	94	7	6	21	37	550
<b>Total</b>	<b>102</b>	<b>113</b>	<b>13</b>	<b>14</b>	<b>26</b>	<b>49</b>	<b>756</b>